

AVAGARD

Surgical Antisepsis



3M Science.
Applied to Life.™

3M™ Avagard™
(Chlorhexidine Gluconate 1% Solution and Ethyl Alcohol 61% w/w)
Surgical and Healthcare Personnel Hand Antiseptic with Moisturizers

Application Instructions
for Surgical Hand Antisepsis

FDA approved* surgical hand antiseptic. **Avagard can be used for the first scrub of the day and every scrub of the day.**

Apply to clean, dry hands


First application of the day

Clean under nails with a 3M™ Avagard™ Nail Cleaner. No prescrub required.



Three pump application


Pump 1
Dispense one pump (2 ml) into the palm of one hand. Dip fingertips of the opposite hand into the hand prep and work under fingernails. Spread remaining hand prep over the hand and up to just above the elbow.



Pump 2
Dispense one pump (2 ml) and repeat procedure with opposite hand.



Pump 3
Dispense final pump (2 ml) of hand prep into either hand and reapply to all aspects of both hands up to the wrists. Allow to dry.
Do not use towels!



Healthcare Antisepsis

3M Science.
Applied to Life.™

3M™ Avagard™
(Chlorhexidine Gluconate 1% Solution and Ethyl Alcohol 61% w/w)
Surgical and Healthcare Personnel Hand Antiseptic with Moisturizers

Application Instructions
for Healthcare Personnel Antisepsis

Apply to clean, dry hands



Application

Dispense one pump (2 ml) into the palm of one hand.



Apply the hand prep evenly to cover both hands up to the wrists, paying particular attention to the spaces between the fingers and under the fingernails.



Rub hand prep briskly into hands until completely dry.

